

User Login

Please enter the requested information below.

Library Card Number:

Submit

**Licensed to:
Bloomington Public Library**



Licensed to:
Bloomington Public Library

Web Module for EnvisionWare® eCommerce Services™
Copyright © 2005-2013, EnvisionWare, Inc. All rights reserved.

This is the initial login screen for fines payment at the Bloomington Public Library. Enter your library card number (D02XXXXXXX) number into the Library card area and click on the Submit button.

The next screen you see will be your list of fines. You are able to adjust how much you want to pay per item by clicking in the white box below payment and typing the amount that you wish to pay. For instance if you only want to pay \$1.50 for the fine on the DISKETTE you would click in the first box and type 1.50. The total will automatically adjust itself. Once you have the correct amounts click on the submit button.

Itemized Fines			
Fines/Fees Owed: \$37.50			
Please select the fines/fees you would like to pay.			
	Description	Amount	Payment
<input checked="" type="checkbox"/>	"DISKETTE"	\$2.50	<input type="text" value="2.50"/>
<input checked="" type="checkbox"/>	"LOST" Better Searching through enterprise	\$30.00	<input type="text" value="30.00"/>
<input checked="" type="checkbox"/>	"PROCESSFEE" Better Searching through enterprise	\$5.00	<input type="text" value="5.00"/>
Check/Uncheck All		Total:	\$37.50
<input type="button" value="Exit"/>		<input type="button" value="Submit"/>	

Licensed to:
Bloomington Public Library


Web Module for EnvisionWare® eCommerce Services™
Copyright © 2005-2013, EnvisionWare, Inc. All rights reserved.

The Next screen will show you the amount that you paying. To continue click on the Pay From Credit Card.

Payment Options

You have selected to pay: \$36.50

Please select one of the following options.

Pay From Credit Card

Licensed to:
Bloomington Public Library

Web Module for EnvisionWare® eCommerce Services™
Copyright © 2005-2013, EnvisionWare, Inc. All rights reserved.

The next screen will ask you for your specific credit card information. Fill in your credit card number, expiration date and the CVV number which is the three digit number on the back of your card. Once you have that form completed and the correct amount is showing click on the submit button and your credit card will be processed.


Credit Card



You have selected to pay: \$36.50

Amount to pay: \$36.50

Card Number:

Expiration Date:

CVV2/CID: 

Licensed to:
Bloomington Public Library

Web Module for EnvisionWare® eCommerce Services™
Copyright © 2005-2013, EnvisionWare, Inc. All rights reserved.

Once the credit card processing is complete you will see a receipt on the screen. Please print this receipt so that you have a record of your payment.